























## City of Ionia - Performance Dashboard

Performance Improving   
 Performance Maintaining   
 Performance Declining 

	Two years Previous	One year Previous	Current	Trend
<b>Fiscal Stability</b>				
Fund Balance as % of Annual GF Expenditures (2019 - 2021)	15.6%	20.6%	29.3%	
Percent funded of public pension system (2018 - 2020)	54%	58%	65%	
Debt burden per capita (2019 - 2021)	\$2,583	\$2,470	\$2,357	
Change in property valuation (State Taxable Value) (2019 - 2021)	\$ 124,696,300	\$ 124,581,900	\$ 139,359,300	
<b>Value of Government</b>				
Standard and Poor's general obligation bond rating (2017 - 2020)	A+	A+	A+	
Adopted GF expenditures per capita (2019 - 2021)	\$ 552	\$ 544	\$ 529	
Public transportation average cost per vehicle hour (2019- 2021)	\$ 48.80	\$ 53.03	\$ 61.93	
<b>Public Safety</b>				
Insurance Services Office (ISO) community protection classification rating (2019 - 2021)	4	4	4	
Total property crimes (2019 - 2021)	221	208	233	
Total violent crimes (2019 - 2021)	143	127	132	
Total traffic injuries or fatalities (2019 - 2021)	50	27	27	
Total structure fires (2019 - 2021)	18	10	12	
<b>Quality of Life</b>				
Percent of General Fund budget committed to the parks system and recreation programming (2019 - 2021)	4.06%	4.68%	4.98%	
Number of items circulated by the library (2019 - 2021)*	87,978	68,743	71,235	
Number of library card holders (2019 - 2021)*	7,147	5,979	6,117	
Number of sanitary sewer overflows at wastewater treatment plant (2019 - 2021)	0	0	0	
Level of compliance with State fluoride introduction standards (2019 - 2021)	100%	100%	100%	
Drinking water monitoring violations (2019 - 2021)	0	0	0	
Public transportation average cost per passenger (2019 - 2021)	\$ 11.65	\$ 13.32	\$ 14.77	

\*Library was closed approximately 3 months due to the pandemic