






















## City of Ionia - Performance Dashboard

Performance Improving   
 Performance Maintaining   
 Performance Declining 

	Two years Previous	One year Previous	Current	Trend
<b>Fiscal Stability</b>				
Fund Balance as % of Annual GF Expenditures (2016 - 2018)	20.3%	20.1%	24.9%	
Percent funded of public pension system (2015 - 2017)	44%	46%	50%	
Debt burden per capita (2016 - 2018)	\$2,261	\$2,826	\$2,693	
Change in property valuation (State Taxable Value) (2016 - 2018)	\$ 122,225,900	\$ 117,964,400	\$ 119,879,800	
<b>Value of Government</b>				
Standard and Poor's general obligation bond rating (2015 - 2017)	A+	A+	A+	
Adopted GF expenditures per capita (2015 - 2017)	\$ 407	\$ 437	\$ 458	
Public transportation average cost per vehicle hour (2015- 2017)	\$ 50.35	\$ 49.83	\$ 48.27	
<b>Public Safety</b>				
Insurance Services Office (ISO) community protection classification rating (2015 - 2017)	4	4	4	
Total property crimes (2015 - 2017)	297	249	250	
Total violent crimes (2015 - 2017)	119	142	152	
Total traffic injuries or fatalities (2015 - 2017)	55	56	33	
Total structure fires (2015 - 2017)	16	15	18	
<b>Quality of Life</b>				
Percent of General Fund budget committed to the parks system and recreation programming (2015 - 2017)	4.43%	5.42%	4.89%	
Number of items circulated by the library (2015 - 2017)	74,283	71,672	71,020	
Number of library card holders (2015 - 2017)	8,138	8,050	7,102	
Number of sanitary sewer overflows at wastewater treatment plant (2015 - 2017)	0	0	0	
Level of compliance with State fluoride introduction standards (2015 - 2017)	100%	100%	100%	
Drinking water monitoring violations (2015 - 2017)	0	0	0	
Public transportation average cost per passenger (2015 - 2017)	\$ 9.42	\$ 8.96	\$ 10.92	